

LIBERAL STUDIES PAPER 1

8:30 am – 10:30 am (2 hours)
This paper must be answered in English

- (1) This paper consists of three questions. **Answer ALL questions.**
- (2) The Question-Answer Book is inserted into this Question Paper. Write your answers in the spaces provided in the **Question-Answer Book**. Answers written in this Question Paper will **NOT** be marked.
- (3) Do not write in the margins. Answers written in the margins will not be marked.
- (4) After the announcement of the start of the examination, you should first write your Candidate Number in the space provided on Page 1 of the Question-Answer Book and stick barcode labels in the spaces provided on Pages 1, 3 and 5.
- (5) Supplementary answer sheets will be supplied on request. Write your Candidate Number, mark the question number box and stick a barcode label on each sheet, and fasten them with string **INSIDE** the Question-Answer Book.
- (6) No extra time will be given to candidates for sticking on the barcode labels or filling in the question number boxes after the 'Time is up' announcement.
- (7) Candidates are reminded that this subject emphasises the ability to present and support points of view in a clear, concise and logical manner, rather than the ability to recall facts.

Not to be taken away before the end of the examination session

Data-response Questions

Answer *all* the questions in this paper.

1. Consider the following sources:

Source A: An extract from a research report in 2012

Acceptance of Different Ethnic Minority Groups by Hong Kong Ethnic Chinese

	Percentage of Hong Kong ethnic Chinese agreeing with the following statements:				
	I accept living with the following ethnic minority groups on the same floor.	I accept having colleagues of the following ethnic minority groups.	I accept studying with the following ethnic minority groups in the same classroom.	I accept being friends with the following ethnic minority groups.	I accept getting married with a person of the following ethnic minority groups.
African	57.5	69.8	67.8	70.3	18.6
South Asian (Indian/ Nepalese/ Pakistani)	58.3	70.0	68.4	70.0	21.7
U.S. American/ European	85.7	87.7	87.5	88.7	66.4
Japanese	91.2	91.2	89.9	92.9	71.6

Source B: An extract from a journal article in July 2011

<p>Below are some views from ethnic minority youths living in Hong Kong:</p> <ul style="list-style-type: none">• I am a Pakistani, but I don't feel like one since I have been living in Hong Kong all the time. I also don't consider myself to be Chinese. There are some things that Chinese do, but I don't. However, I do view Hong Kong as my home and I wish to stay here when I grow up.• I have a few, but not very close, Chinese friends even though I have already lived in Hong Kong for over 10 years. Usually I just hang out with Indian friends.• I think it is almost impossible for me to go to university here. I can speak fluent Cantonese, but I cannot write or read Chinese properly, even though I am already in Primary Six. I dream of becoming a policeman in the future, but I am not sure if I can meet the entry requirements for the police force.


Source C: An extract from a newspaper commentary dated 30 May 2013

A Hong Kong Chinese youngster said, “I grew up in this melting pot of cultures. In Hong Kong, ethnic integration is a way of life. My friends are from everywhere: Indonesia, Canada, Singapore, Japan, France, India, Pakistan and America, some my former secondary school classmates and some my current colleagues. We love having gatherings with friends at restaurants serving cuisines from different parts of the world, such as Korea, Japan, India, Thailand and Indonesia.”

- (a) Describe the pattern of acceptance of different ethnic minority groups by Hong Kong ethnic Chinese as shown in Source A. (4 marks)
- (b) From Sources A and B, identify and explain *two* factors that might affect the aspirations of ethnic minority youths for their future in Hong Kong. (6 marks)
- (c) ‘Hong Kong is an ethnically integrated society.’ To what extent do you agree with this view? Explain your answer with reference to the sources provided and your own knowledge. (8 marks)

2. Consider the following sources:

Source A



Source B

The Average Annual Income of Families in China (2015)

	Average Annual Income (Yuan RMB)
Income of the bottom 20% of families in rural areas	6 518
Income of the top 20% of families in rural areas	142 003
Income of the bottom 20% of families in urban areas	20 360
Income of the top 20% of families in urban areas	235 894

Source C: Adapted from newspaper reports dated 21 October and 16 December 2015

In 2015, the President of the People's Republic of China, Xi Jinping, stated in a poverty reduction and development forum that the target for the next five years is to help the existing approximately 70 million rural poor out of poverty. In most of the poorest regions in China, people still face difficulties in obtaining various basic necessities: including drinking water, electricity, transportation, education and medical services. These poor regions tend to be environmentally fragile areas. The unreasonable development and exploitation of these places can easily lead to a worsening of their environmental conditions.

Many observers have already warned China of the possible environmental impact of the consumption habits and lifestyles of the large middle class. Although economic development in China in the last 30 years has created huge wealth and allowed hundreds of millions of people to escape from poverty, increasing industrial production has led to serious water and land pollution in China. The relatively wealthy population living in the eastern part of China is also facing serious environmental challenges from air, water and land pollution.

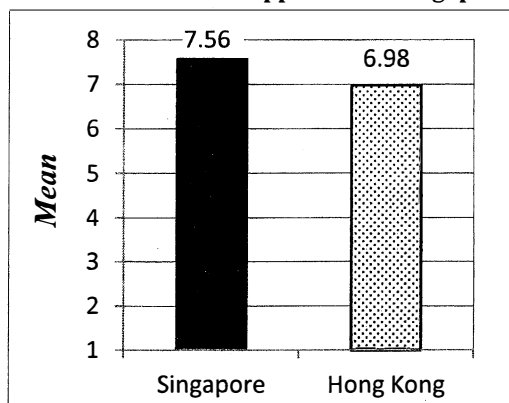
A senior government official stated that ten million poor people in China have to be relocated to reduce poverty, involving a capital input of 600 billion yuan RMB over the next five years. This plan is to move poor people living in places which are inaccessible, ecologically fragile, and with a high cost and difficulty of poverty reduction, to places where basic living conditions are provided. 37% of them will be moved to cities and 63% to other villages.

- (a) Using Source B, elaborate on the phenomenon shown in Source A. (4 marks)
- (b) From Source C, explain *one* impact that poverty reduction might have on the environment in China. (4 marks)
- (c) 'Relocating the rural poor can reduce poverty in China significantly.' Suggest and explain *one* argument supporting this claim and *one* argument opposing this claim, using the sources provided. (7 marks)

3. Consider the following source:

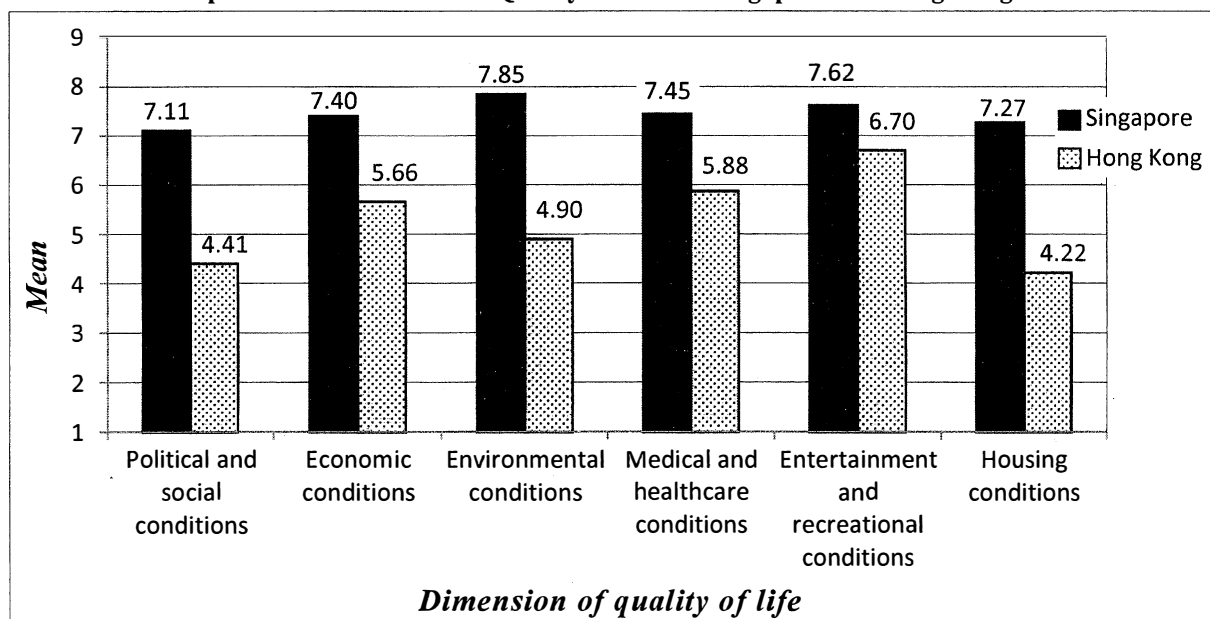
Graphs A and B show findings from a 2015 survey on the levels of happiness and satisfaction with quality of life in Singapore and Hong Kong. In the survey, respondents were asked to rate, on a ten-point scale, their personal feelings of happiness and also their satisfaction with six dimensions of quality of life.

Graph A: The Levels of Happiness* in Singapore and Hong Kong



*Respondents rated their personal feelings of happiness on a ten-point scale: 10 = happiest, 1 = least happy.

Graph B: Satisfaction with Quality of Life # in Singapore and Hong Kong



Respondents rated their satisfaction with each dimension of quality of life on a ten-point scale: 10 = most satisfied, 1 = least satisfied.

- Based on the source, compare the levels of happiness in Singapore and Hong Kong, and compare the patterns of satisfaction with quality of life in these two places. (5 marks)
- Based on the source, explain which **two** dimensions of quality of life in Hong Kong should be given priority for enhancement in order to raise the level of happiness in Hong Kong. For **each** dimension you have mentioned, suggest and explain **one** way by which the satisfaction with quality of life in that dimension could be enhanced in Hong Kong. (8 marks)

END OF PAPER

Sources of materials used in this paper will be acknowledged in the booklet *HKDSE Question Papers* published by the Hong Kong Examinations and Assessment Authority at a later stage.

Answers written in the margins will not be marked.

- (b) From Sources A and B, identify and explain *two* factors that might affect the aspirations of ethnic minority youths for their future in Hong Kong. (6 marks)

This image shows a single sheet of white paper with horizontal ruling lines. The lines are evenly spaced and run across the width of the page. There are no margins, text, or other markings on the paper.

Answers written in the margins will not be marked.

Answers written in the margins will not be marked.

Please stick the barcode label here.

Answers written in the margins will not be marked.

Answers written in the margins will not be marked.

Answers written in the margins will not be marked.

- (c) 'Hong Kong is an ethnically integrated society.' To what extent do you agree with this view? Explain your answer with reference to the sources provided and your own knowledge. (8 marks)

Answers written in the margins will not be marked.

Answers written in the margins will not be marked.

Answers written in the margins will not be marked.

Please stick the barcode label here.

Answers written in the margins will not be marked.

Answers written in the margins will not be marked.

Answers written in the margins will not be marked.

Answers written in the margins will not be marked.

2. (a) Using Source B, elaborate on the phenomenon shown in Source A.

(4 marks)

Answers written in the margins will not be marked.

Answers written in the margins will not be marked.

(b) From Source C, explain *one* impact that poverty reduction might have on the environment in China. (4 marks)

Answers written in the margins will not be marked.

2017-DSE-LS 1-7

Answers written in the margins will not be marked.

- (c) 'Relocating the rural poor can reduce poverty in China significantly.' Suggest and explain *one* argument supporting this claim and *one* argument opposing this claim, using the sources provided. (7 marks)

Answers written in the margins will not be marked.

Answers written in the margins will not be marked.

Answers written in the margins will not be marked.

Answers written in the margins will not be marked.

Answers written in the margins will not be marked.

Answers written in the margins will not be marked.

3. (a) Based on the source, compare the levels of happiness in Singapore and Hong Kong, and compare the patterns of satisfaction with quality of life in these two places. (5 marks)

Answers written in the margins will not be marked.

Answers written in the margins will not be marked.

Answers written in the margins will not be marked.

- [illegible]

Provided by dse.life

Answers written in the margins will not be marked.

Answers written in the margins will not be marked.

END OF PAPER

Answers written in the margins will not be marked.